


*Professional  
power-feeding  
unit with fixed  
speeds*

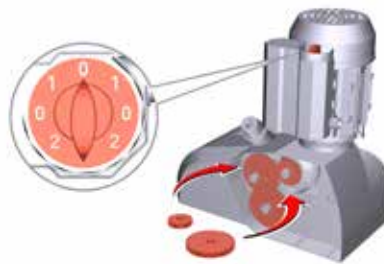
## STEFF 20316 POWER

Safety device for a safe and effective  
workpiece feeding on different types  
of traditional wood-working machines




### HIGH-QUALITY END PRODUCTS

3-wheel model : the ideal solution for  
the feeding of laths and medium or  
small-size workpieces. Thanks to the two  
infeed-wheels and the third outfeed one,  
the workpiece is constantly and evenly  
fed through the working process,  
thus remarkably improving the quality of  
the end products.



### 16 SPEED - "SMART" AND QUICK SET-UP

Swapping and replacing the internal  
gears You can obtain 16 different  
speeds - unique-of-its-kind ! -  
Moreover, the speed selector, on the  
motor unit, allows a quick set-up of  
the 1st and the 2nd feed- rate and the  
quick change of the feeding direction  
back and forth



### ECO-FRIENDLY WHEELS

50-shore wheels made of patented  
"Feeder Grip" rubber, providing the highest  
grip, while the "SHS" patent reduces the  
wear rate by 51 %, and the waste material  
( replaceable rubber casings) for a lower  
impact on the environment



**Improves the safety** : the operator does not have to put his hands close to the tool



**Improves the finish quality**, thanks to the constant and even feed-rate



**Feed-rate can be easily selected** to meet every specific working need



**Easily adjustable** to suit different sizes of work piece



## STEFF 20316 POWER SERVICE

Worldwide after-sale service.

Real-time, on-line remote assistance through a dedicated augmented reality APP.  
Spare-parts availability for up to 10 years, shipment within 24 hrs

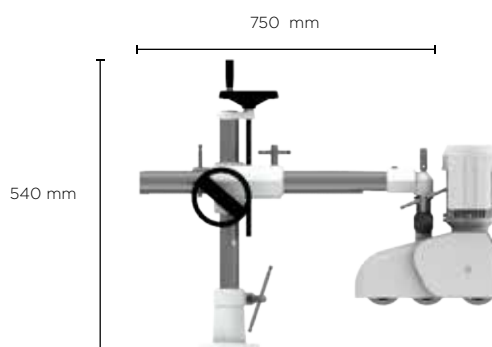
## DATA SHEET

N. of speeds back and forth	16
Fixed speeds	3 - 5 - 6 - 7 - 9 - 11 - 12 - 13 - 17 - 18 - 24 - 25 - 32 - 35 - 48 - 63 mt/min
N. of wheels	3 ( semi-hub)
Wheel diameter and thickness	120 x 60 mm
Motor	1.1 HP / 0,75 KW    RPM 1400 /2800
Wheel suspension	20 mm
Distance between wheels	○○○ 142 mm - 124 mm
Distance between first and last wheel	○○○ 266 mm
Overall dimensions and net weight of the feeding unit	424 x 210 x 460 mm   30 Kg
Overall dimensions and net weight of the stand	790 x 705 mm   24   Kg
Package dimensions and gross weight (feeding unit)	670 x 570 x 330 mm   33.5Kg
Package dimensions and gross weight ( stand)	800 x 330 x 330 mm   26   Kg



### SAFETY AS A CORE VALUE

A power-feeder improves the safety as it feeds the workpiece close to the tool, while operator's hands are kept at a distance. Its effectiveness depends on specific design and manufacturing criteria. Maggi feeders are the only ones designed and manufactured in Italy and abiding by all EU safety norms.



### UNIVERSAL STAND

For easy positioning and adjusting of the feeding unit on the machine tool. It is easy to fix, stable and strong : foot, cross-shaped piece, pipe and joint are made of cast-iron and the two columns are made of rectified steel of considerable thickness.

**MAGGI TECHNOLOGY**  
Via delle Regioni, 299  
50052 Certaldo (Firenze) Italia

**SERVICE**  
+39 0571 635 433  
service@maggi-technology.com

**SALES**  
+39 0571 635 474  
sales@maggi-technology.com

